



CLEMCO



Precise, Economical, Internal Pipe Cleaning

Pipe Tools

Fast, Efficient, Internal Pipe Coating



Internal Pipe Painting

- *Clemco tools make pipe cleaning easier*
- *Suitable for pipe ID sizes from 3/4-inch to 120 inches*
- *Easy to set up*
- *All use standard pressure blast machine*
- *No need to rotate pipe or tubing*
- *Fast, economical, efficient pipe cleaning*

Cleaning and Preventing Corrosion with Proper Surface Preparation

Clemco pipe cleaning tools help you get the job done faster, enhancing productivity and saving you money. Clemco tools are engineered for a wide range of pipe diameters and most common blast abrasives. Each tool handles a specified pipe diameter range with the use of centering devices.

Easy Set Up and Use

These pneumatic tools use compressed air, common abrasives, and standard blast machines, coupled blast hose attached to a customer-provided pipe lance normally in a length that matches the pipe to be cleaned. The tool is placed at the far end of the pipe and drawn manually through the pipe at a speed determined to clean the pipe to the desired degree of cleanliness.


Clemco Hollo-Blast Jr. and Hollo-Blast



Hollo-Blast Jr. is sold with four sets of centering collars

Hollo-Blast Jr. for Pipes 3/4-inch to 2-inch ID

Hollo-Blast Jr. comes with a 9/32-inch tungsten carbide nozzle, which consumes 80 cfm at 100 psi. Four sets of centering collars accommodate pipes from 1-inch to 2-inch ID. Without using any collar, the tool fits pipe 3/4-inch ID.



Hollo-Blast with centering collar for 2" to 5" ID pipe

Hollo-Blast for Pipes 2-inch to 12-inch ID


Hollo-Blast comes standard with a 1/2-inch short venturi nozzle and tungsten-carbide deflection tip to spray accelerated abrasive in a 360-degree pattern. With 1/2-inch nozzle, the tool uses 200 cfm at 100 psi. Options include a larger, 5/8-inch nozzle



Hollo-Blast with centering carriage for 5" to 12" ID pipe

(consuming 350 cfm at 100 psi) and deflection tips in longer-wearing materials: boron carbide or composite material for aggressive-media applications. Adjustable centering devices are used to fit the tool to the pipe diameter size.


Clemco Spin-Blast — for pipes 8-inch to 60-inch ID




The Spin-Blast cleans pipe at rates unobtainable by any other means. The Spin-Blast comes in two model sizes: SB-836 for pipes 8-inch ID to 36-inch ID, with the standard nozzle head; and SB-3660 for pipes from 36-inch to 60-inch ID with a nozzle head capable of holding two nozzles.



In operation, two standard nozzles installed on the head cause the head to rotate and propel abrasive to the pipe surface for incomparable hitting force. SB-3660 uses long venturi nozzles for effective blasting of larger ID pipe.



Adjustable carriages are used to fit the tools to the pipe diameter size. These Spin-Blast models are productivity tools, best used in a controlled environment, where they can be maintained as needed for the production schedule.



Internal Pipe Painting

For Large Diameter Pipe

Two models for large diameter pipe serve the needs of rugged, high-production operations. Engineered to be truly heavy-duty for real world conditions, they have few moving parts, which translates to more optimum maintenance-friendliness.

Pipe Pro XL™



Pipe Pro XL™ Rugged construction, easy control

For 16-inch to 60-inch diameter pipe, the Pipe-Pro XL™ is a pneumatically-operated tool for cleaning pipe interior surfaces. It attaches to the blast hose in place of a standard nozzle. The Pipe-Pro XL™ features an air motor, which controls the rotation of blast head, where two identical nozzles mount. The 360-degree rotation of the blast head provides complete cleaning without rotating the pipe. Variable-speed head rotation means precise RPM adjustment so that the degree of cleaning the pipe surface condition calls for can quickly and easily be achieved. The adjustable carriage with urethane wheels centers the tool within the pipe and provides smooth movement throughout its length.

The tool uses two standard short- or long-venturi nozzles, which must be ordered separately, because nozzle choice depends upon the diameter of the pipe and the available compressed air supply.



Spin-Blast HD-E



Spin-Blast HD-E with control box

The Spin-Blast HD-E

The Spin-Blast HD electric model is for 18-inch to 120-inch pipe diameters. The motor is controlled by a simple-to-operate control box with an on-off switch and a knob to control the RPMs of the DC motor, which controls the blast head speed. By manually controlling the blast head speed, the operator can vary the dwell time for more efficient blast cleaning. The HD-E does not require AC electric power; and does not consume expensive compressed air beyond the needs of the nozzles. The motor is capable of producing 4.5 inch pounds at 25 RPM; and has 100:1 gear ratio providing the necessary torque for large, high-production blast nozzles for large diameter pipe.



Spin-Blast HD-E electric motor

Internal Pipe Cleaning Tools

TOOL ORDERING INFORMATION

Hollo-Blast Jr. (3/4" to 2" pipe ID)	Stock No.	Pipe Pro XL™ (16" to 60" pipe ID)
Hollo-Blast Jr., with centering collars and reducer01098	(pneumatic-motor driven)
Without reducer01099	PipePro XL™ (16" to 31") tool (less nozzles).....
Centering collar set01114	PipePro XL™ (16" to 60") tool (less nozzles).....
Hollo-Blast (2" to 12" pipe ID)		PipePro XL™ (32" to 60") conversion kit.....
<i>with tungsten tip and sleeves</i>		Leg Extension Kits (set of six)
Hollo-Blast, less carriage, with 1/2" nozzle01076	6"
Hollo-Blast, less carriage, with 5/8" nozzle08446	12"
<i>with boron tip and sleeves</i>		26"
Hollo-Blast, less carriage, with 1/2" nozzle21190	Nozzle extensions (set of two)
Hollo-Blast, less carriage, with 5/8" nozzle25725	6"
Hollo-Blast Centering Carriages		12"
Hollo-Blast centering collar set (3" to 5").....	.01124	Spin-Blast HD-E (18" to 120" pipe ID)
Hollo-Blast centering carriage (5" to 12")01131	(electric-motor driven)
Spin-Blast SB-836 for (8" to 36" pipe ID)		Spin-Blast HD-E tool (less nozzles) with carriage.....
Spin-Blast tool less carriage,		Spin-Blast HD-E tool (less nozzles) w/o carriage.....
with 1/4" x 1-3/4" nozzles (2).....	.02601	Nozzle extensions (set of two)
Spin-Blast carriage (8" to 17")03641	6"
Spin-Blast carriage (12" to 36")04971	12"
Spare parts kit02603	24"
Spin-Blast SB-3660 (for 36" to 60" pipe ID)		Spare parts kit
Spin-Blast tool less carriage & nozzles10547	
(Order nozzles and carriage separately)		
Spin-Blast carriage10560	
Spare parts kit10894	

NOZZLE AIR CONSUMPTION & ORDERING INFORMATION

Tool	Pipe ID	Nozzle Orifice	No. of Nozzles	Air Consumption@100 psi		Nozzle Stock No.
				New	Worn	
Hollo-Blast Jr.	3/4" - 2"	9/32"	1	80	140	
Hollo-Blast	2" - 12"	1/2" (standard)	1	200	260	
		5/8" (standard)	1	350	550	
Note: Air volume required to operate Spin-Blast models is greater than air normally consumed by the two nozzles; the additional air volume is needed for blast head rotation. Maintaining recommended air volume ensures proper function and maximum productivity.						
Spin-Blast SB-836	8" - 12"	1/4" x 1-3/4" (std)	2	160	280	01408
	8" - 12"	5/16" x 1-3/4"	2	280	400	01409
	8" - 12"	3/8" x 1-3/4"	2	400	630	01411
	12" - 20"	5/16" x 3"	2	280	400	01410
	20" - 36"	3/8" x 4"	2	400	630	01412
Spin-Blast SB-3660	36" - 60"	1/4" long venturi	2	160	280	23514
		5/16" long venturi	2	280	400	23515
		3/8" long venturi	2	400	630	23516
Note: Air volume for Pipe Pro XL™ models is volume consumed by nozzles and independent air motor to operate blast head. Air consumption is for air volume consumed as nozzles wear. Replace nozzles when worn to next 1/16".						
Pipe Pro XL™	16" - 60"	1/4" short venturi	2	210	330	23508
		5/16" short venturi	2	330	450	23509
		3/8" short venturi	2	450	600	23510
		1/4" long venturi	2	210	330	23514
		5/16" long venturi	2	330	450	23515
		3/8" long venturi	2	400	630	23516
		*above includes additional 50 cfm for air motor				
Spin-Blast HD-E	18" - 120"	1/4" long venturi	2	160	280	04703
		5/16" long venturi	2	280	400	04704
		3/8" long venturi	2	400	500	23516
		7/16" long venturi	2	500	680	23517
		1/2" long venturi	2	680	1100	23518

For help selecting the correct nozzles and accessories for your application, please consult the owners manual for each tool. Owners manuals can be found on our website at www.clemcoindustries.com.

Internal Pipe Painting

The Clemco Orbiter

- *Efficiently handles wide range of coatings*
- *Applies uniform layer at remarkable speed*
- *No need to rotate the pipe or tubing*
- *Unique gun assembly ensures precise control*
- *Air-controlled centering carriage legs easily adjust for gradual pipe bends*



Two models cover pipe IDs from 3.5 inches through 37 inches. Each unit comes in a sturdy, stackable storage box.

Simple Solution for Industrial Coating Challenges

The Clemco Orbiter provides an innovative and efficient solution to the difficult job of applying paint to the inside of pipe, conduit, tubing or other cylindrical structures. With the Orbiter, you can apply a uniform layer of paint at remarkable speed.

Two standard models cover pipe diameters from 3.5 inches through 37 inches. Orbiter I is for pipes 3.5 to 7 inches ID. Orbiter III is for pipes 7 inches through 37 inches ID. Each system includes a paint spray tool with centering legs, an air control assembly, a paint spray gun, and air-control and high-pressure paint hoses. Not included but required for operation of the Clemco Orbiter is an airless paint spray pump. Any standard 30:1 pump is the minimum requirement, while a 45:1 pump may be preferred as dictated by the coating.


The heart of the Orbiter system is the air-control assembly. From this central location, the operator controls start/stop of the rotating-head air motor, the on/off of paint flow, and the air valve and pressure regulator, which control the expansion and contraction of the centering carriage legs.



Orbiter I coats 3.5-inch through 7-inch pipes.



Orbiter III suits pipes from 7 inches to 37 inches.



Precise components ease assembly.

Easy Set Up and Operation

Used with any standard airless paint spray pump with a minimum pump pressure ratio of 30:1; the Orbiter set up is quick and easy (the pump size will depend upon paint viscosity, hose length, and tip size). The Orbiter is powered by compressed air, which operates the rotating head and the carriage legs. Orbiter I and Orbiter III require approximately 15 cfm and 22 cfm respectively, both at 90 psi.

Various sizes of long-lasting tungsten carbide spray tips are available to suit the specified coating. Paint flows through the spray tip and paint tubing for metering at the head, the working end of the Orbiter. To operate the Orbiter, one operator handles the air-control assembly and paint gun; another manually pulls the tool from one end of the pipe to the other at a speed established by experience and the type of coating being applied and the thickness required.




The air control assembly gives the operator all functional controls in one convenient location.


A Simple, Fast, and Cost-Effective Job

The Orbiter tools offer an effective and precise method of coating pipe. The investment will reward you with the highest rate of speed and most accurately-applied coating, saving you time and money.

The Orbiter I and III tools are each available in four packages to suit jobs with differing lengths of pipe. Choose from models with 6 feet, 12 feet, 20 feet, or 40 feet of hose. Six sizes of spray tip are available, ranging from .018 to .043 to suit the specified coating.



Spinning discs, moving at 10,000 rpm, propel paint for an even, uniform application by the Orbiter III shown.



Air-motor controlled adjustable carriage legs quickly center the paint head within the pipe.

The Clemco Orbiter is engineered to provide high performance with a wide variety of industrial coatings, offering value over the course of a long service life.

Internal Pipe Painting Tools

SPECIFICATIONS

Orbiter I: For pipe ID: 3.5" to 7" (90mm to 150mm) Air consumption: 15 CFM (400 litres/min) Operating speed under load: 20,000 RPM Air motor rated at 25,000 RPM Standard spray tip: .026	Orbiter III: For pipe ID: 7" to 37" (180mm to 950 mm) Air consumption: 22 CFM (600 litres/min) Operating speed under load: 10,000 RPM Air motor rated at 15,000 RPM Standard spray tip: .036
---	--

SPECIFICATIONS COMMON TO BOTH TOOLS

Air pressure: maximum 90 psig (5 to 6 bar) Airless pump* 30:1 ratio (min) 45:1 ratio Pump capacity 1.0 U.S. GPM (min) 2.5 U.S. GPM * The pump pressure ratio will depend upon the viscosity of the coating, the hose length, and the spray tip size.	Maximum paint pressure 4500 psig (310 bar) Paint hose rated at 4600 psig (317 bar) working pressure 18,400 psig (1,240 bar) burst pressure
---	--

ORDERING INFORMATION

All complete Orbiter Systems include:

Paint spray tool with centering legs, Air-control assembly, Paint spray gun, Air-control hose and High-pressure paint hose.

Systems without hose and gun:

Orbiter I:	
3.5" to 7" ID less hoses and gun	.93063
Orbiter III:	
7" to 37" ID less hoses and gun	.93133

Systems with hoses and gun:

For use with up to 6 ft. long pipe.

Includes 10 ft. air control hose and 11 ft. paint hose.

Orbiter I:	
3.5" to 7" (90mm to 180mm) ID	.90901
Orbiter III:	
7" to 37" (180mm to 950mm) ID	.90902

For use up to 12 ft. long pipe.

Includes 16 ft. air control hose and 18 ft. paint hose.

Orbiter I:	
3.5" to 7" (90mm to 180mm) ID	.93327
Orbiter III:	
7" to 37" (180mm to 950mm) ID	.93328

For use up to 28 ft. long pipe.

Includes 32 ft. air control hose and 34 ft. paint hose.

Orbiter I:	
3.5" to 7" (90mm to 180mm) ID	.93329
Orbiter III:	
7" to 37" (180mm to 950mm) ID	.93330

For use up to 44 ft. long pipe.

Includes 16 ft. and 32 ft. air control hose, coupled, and 18 ft. and 34 ft. paint hose, coupled.

Orbiter I:	
3.5" to 7" (90mm to 180mm) ID	.93331
Orbiter III:	
7" to 37" (180mm to 950mm) ID	.93332

Orbiter guns:

OBG paint spray gun	.93130
OBG air control assembly	.93131

Air-Control Hoses:

Hoses may be coupled to obtain various overall lengths

10 ft. (3m)	.90925
16 ft. (5m)	.90926
32 ft. (10m)	.90927

High-Pressure Paint Hoses:

Hoses may be coupled to obtain various overall lengths

11 ft. (3.5m)	.93054
18 ft. (5.5m)	.93056
34 ft. (10.5m)	.93057
Paint hose union	.93333

Spray Tips:

.018	.93250
.021	.93251
.026 (standard on Orbiter I)	.93078
.031	.93252
.036 (standard on Orbiter III)	.93253
.043	.93254

Authorized Distributor:

ISO 9001:2008 certified. Clemco is committed to continuous product improvement. Specifications are subject to change without notice.

© 2011 Clemco Industries Corp. • One Cable Car Drive • Washington, MO 63090 • Phone (636) 239-4300 • Fax (800) 726-7559